

# West Saanich Road @ Wallace Drive

Wednesday, October 18, 2017

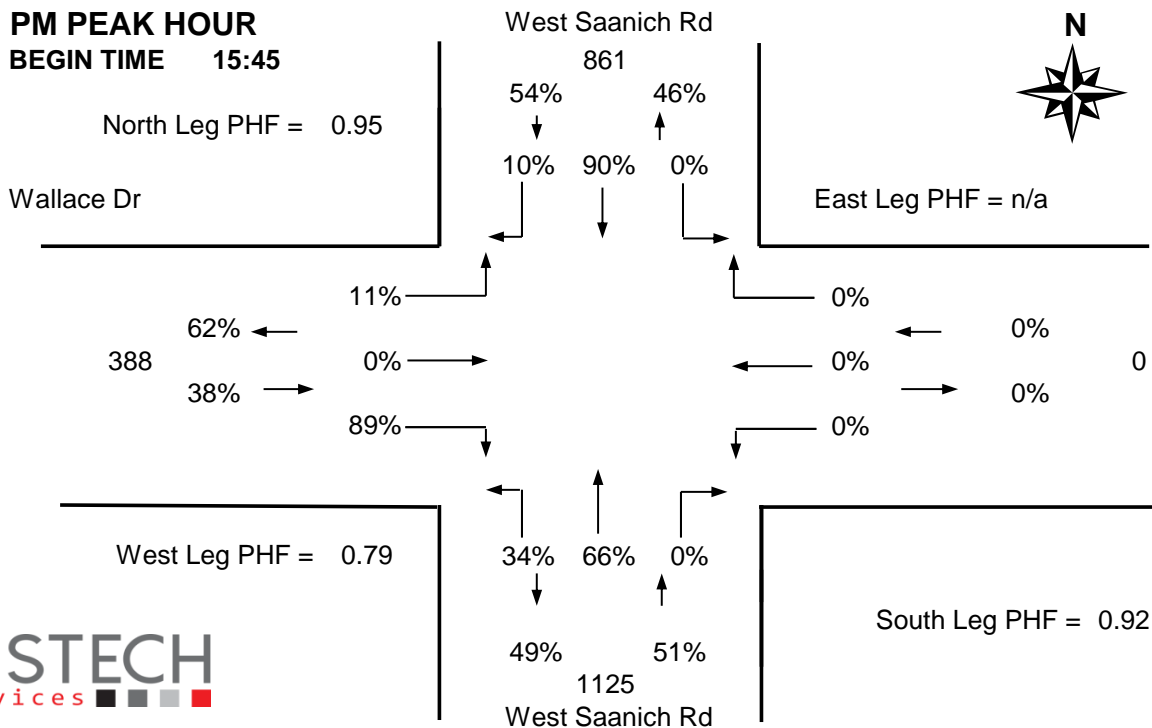
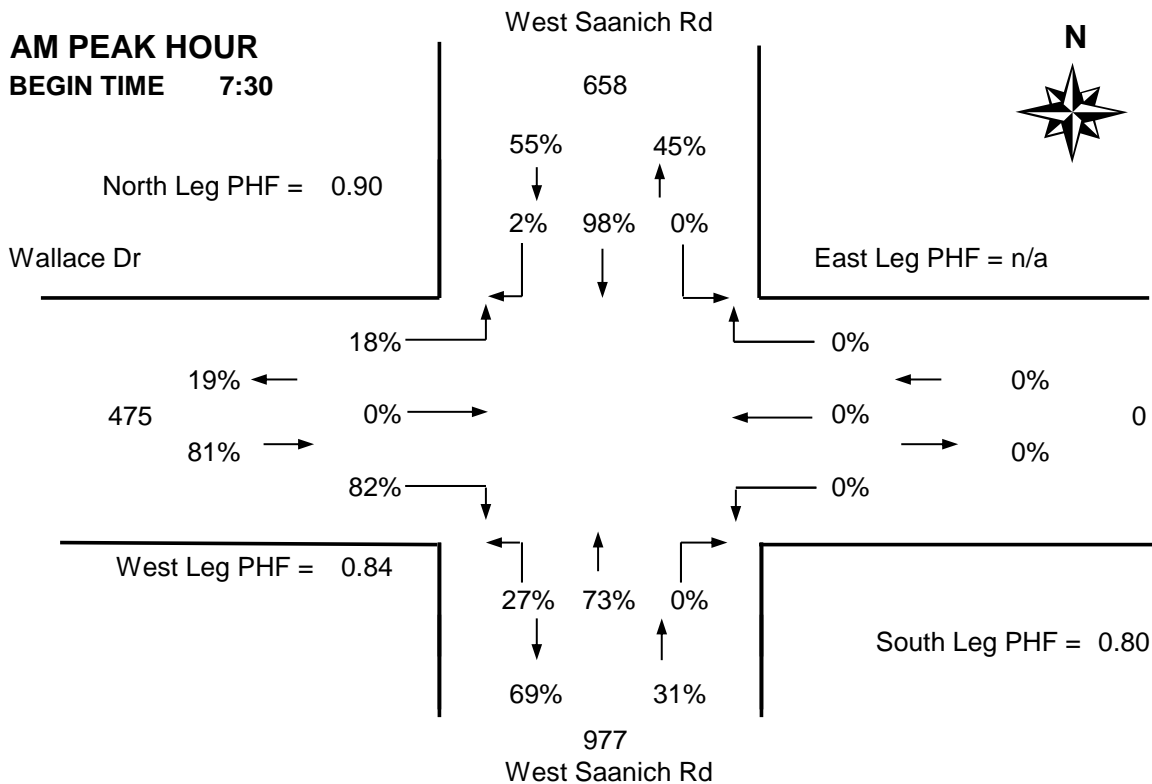


The data presented here is for information purposes only and should not be considered authoritative for construction, geotechnical, engineering, navigational, legal, or other site-specific uses. The information shared is owned by the Transportation Division of the Engineering Department at the District of Saanich. Accuracy is not guaranteed.

# DISTRICT OF SAANICH 2017 TRAFFIC COUNTS

**Major Route:** West Saanich Road  
**Minor Route:** Wallace Drive  
**Date:** Wednesday, October 18, 2017  
**Filename:** West Saanich@Wallace-Oct18-2017.xls

**Station #:** TIN001526  
**Intersection Type:** 3-leg west approach  
**East/West Route:** Wallace Drive  
**Weather:** Rain and wet



# DISTRICT OF SAANICH 2017 TRAFFIC COUNTS

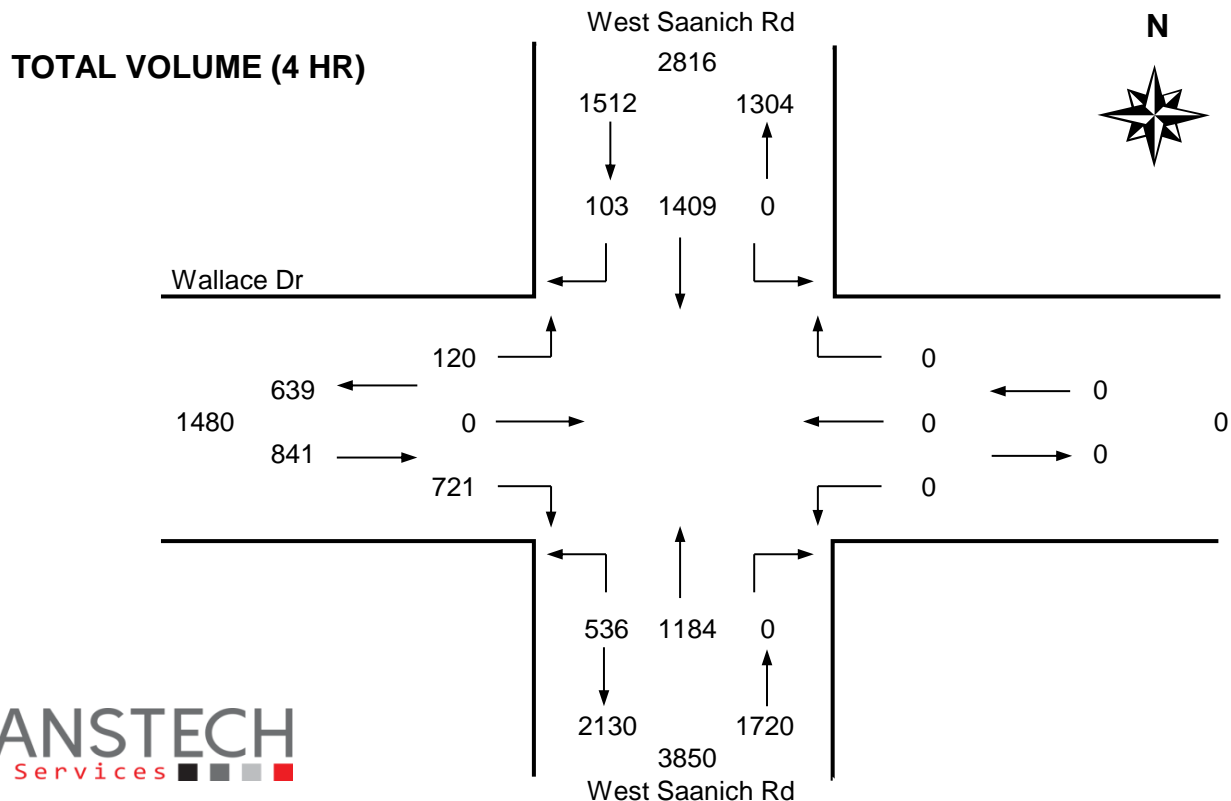
**Major Route:** West Saanich Road  
**Minor Route:** Wallace Drive  
**Date:** Wednesday, October 18, 2017  
**Filename:** West Saanich@Wallace-Oct18-2017.xls

**Station #:** TIN001526  
**Intersection Type:** 3-leg west approach  
**East/West Route:** Wallace Drive  
**Weather:** Rain and wet

**Comments:**

**Vehicle Data**

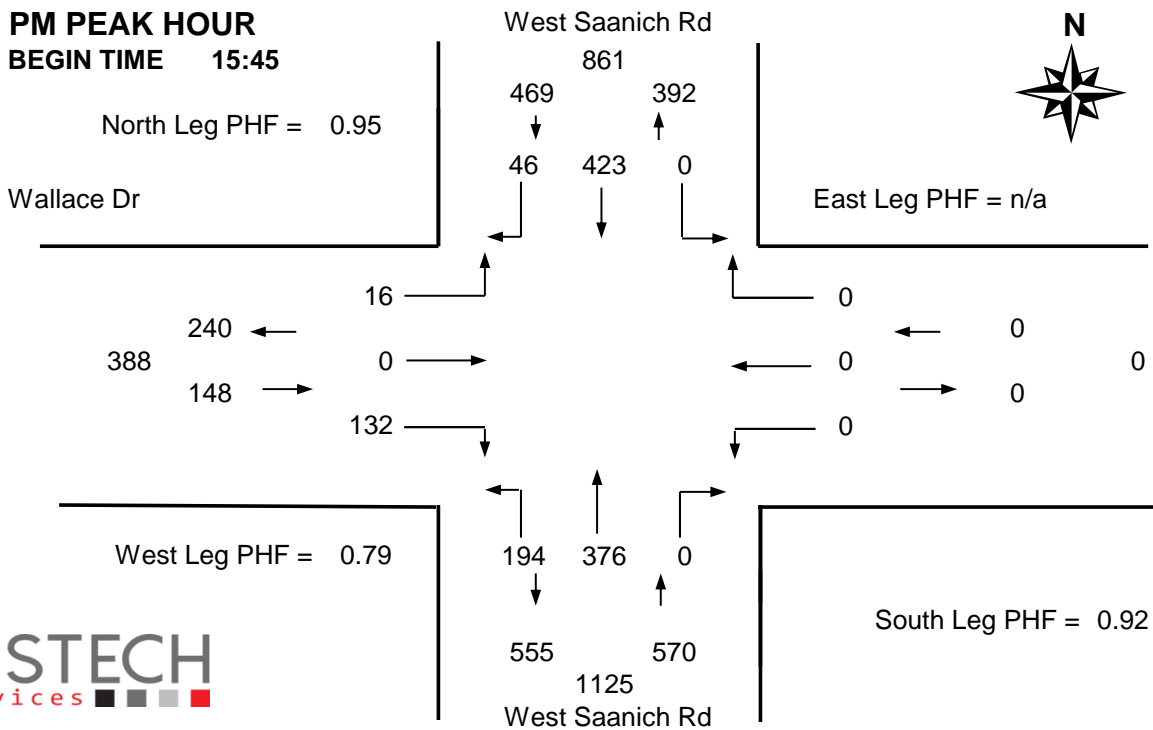
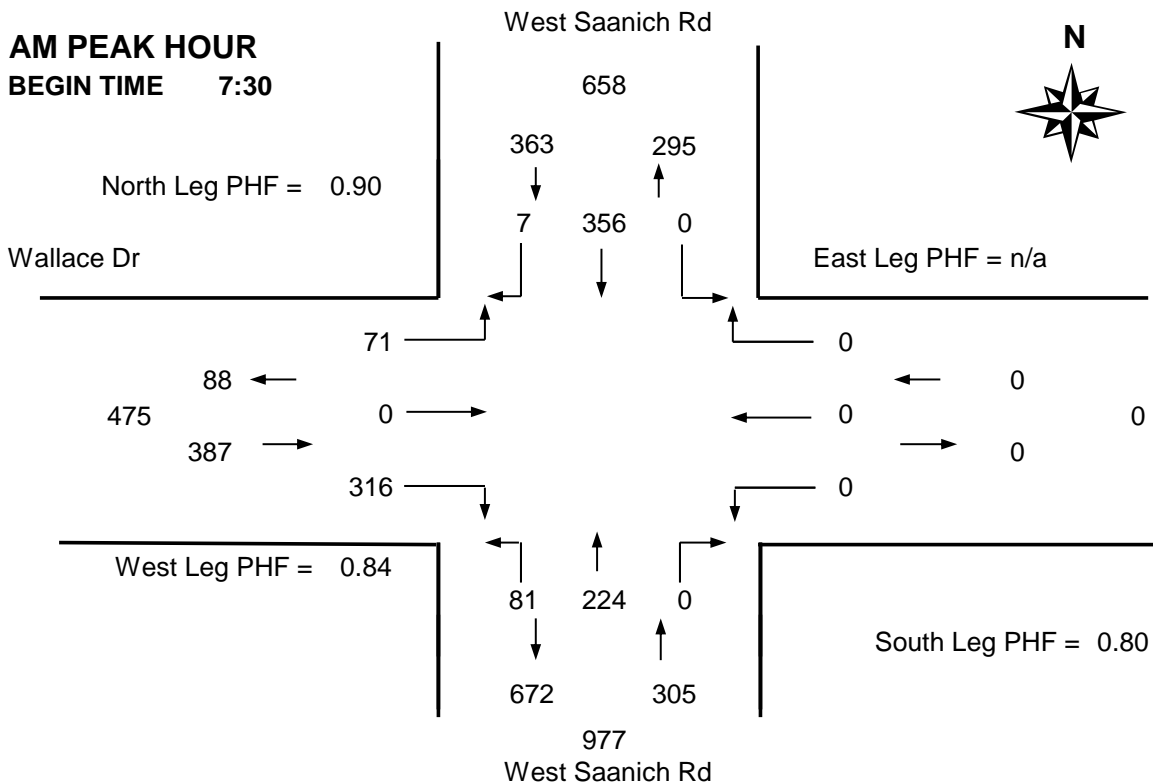
Time Period Starting	West Saanich Rd			West Saanich Rd			Wallace Dr			From East			15 Min Total	Hourly Total	Pedestrians			
	From North			From South			From West			Left	Thru	Right			N	S	W	E
	Left	Thru	Right	Left	Thru	Right	Left	Thru	Right									
7:30		86	2	12	45		12		87				244 *	-	0	0	1	
7:45		78	3	21	74		24		91				291 +	-	0	0	0	
8:00		91	2	27	52		24		72				268 *	-	0	0	1	
8:15		101	0	21	53		11		66				252 *	1055	0	0	0	
8:30		71	4	20	55		12		51				213	1024	0	0	0	
8:45		69	1	11	70		7		43				201	934	0	0	0	
9:00		53	0	22	60		5		39				179	845	0	0	0	
9:15		56	1	19	57		3		29				165	758	0	0	0	
<b>Total</b>	<b>0</b>	<b>605</b>	<b>13</b>	<b>153</b>	<b>466</b>	<b>0</b>	<b>98</b>	<b>0</b>	<b>478</b>	<b>0</b>	<b>0</b>	<b>0</b>	<b>1813</b>	-	<b>0</b>	<b>0</b>	<b>2</b>	<b>0</b>
<b>Pk Hr</b>	<b>0</b>	<b>356</b>	<b>7</b>	<b>81</b>	<b>224</b>	<b>0</b>	<b>71</b>	<b>0</b>	<b>316</b>	<b>0</b>	<b>0</b>	<b>0</b>	<b>1055 *</b>	-	<b>0</b>	<b>0</b>	<b>2</b>	<b>0</b>
<b>Pk Hr Factor</b>	n/a	0.88	0.58	0.75	0.76	n/a	0.74	n/a	0.87	n/a	n/a	n/a	0.91	* = Peak hour + = Peak 15 minutes				
<b>Factor</b>	<b>0.90</b>			<b>0.80</b>			<b>0.84</b>			<b>n/a</b>								
15:30		98	11	37	83		2		53				284	-	0	0	0	
15:45		106	6	50	93		5		42				302 *	-	0	0	0	
16:00		104	13	43	97		7		23				287 *	-	0	0	0	
16:15		104	13	52	103		3		38				313 +	1186	0	0	0	
16:30		109	14	49	83		1		29				285 *	1187	0	0	1	
16:45		115	12	54	85		2		25				293	1178	0	0	0	
17:00		94	9	53	91		0		18				265	1156	0	0	0	
17:15		74	12	45	83		2		15				231	1074	0	0	0	
<b>Total</b>	<b>0</b>	<b>804</b>	<b>90</b>	<b>383</b>	<b>718</b>	<b>0</b>	<b>22</b>	<b>0</b>	<b>243</b>	<b>0</b>	<b>0</b>	<b>0</b>	<b>2260</b>	-	<b>0</b>	<b>0</b>	<b>1</b>	<b>0</b>
<b>Pk Hr</b>	<b>0</b>	<b>423</b>	<b>46</b>	<b>194</b>	<b>376</b>	<b>0</b>	<b>16</b>	<b>0</b>	<b>132</b>	<b>0</b>	<b>0</b>	<b>0</b>	<b>1187 *</b>	-	<b>0</b>	<b>0</b>	<b>1</b>	<b>0</b>
<b>Pk Hr Factor</b>	n/a	0.97	0.82	0.93	0.91	n/a	0.57	n/a	0.79	n/a	n/a	n/a	0.95					
<b>Factor</b>	<b>0.95</b>			<b>0.92</b>			<b>0.79</b>			<b>n/a</b>								



# DISTRICT OF SAANICH 2017 TRAFFIC COUNTS

**Major Route:** West Saanich Road  
**Minor Route:** Wallace Drive  
**Date:** Wednesday, October 18, 2017  
**Filename:** West Saanich@Wallace-Oct18-2017.xls

**Station #:** TIN001526  
**Intersection Type:** 3-leg west approach  
**East/West Route:** Wallace Drive  
**Weather:** Rain and wet



# DISTRICT OF SAANICH 2017 TRAFFIC COUNTS

**Major Route:** West Saanich Road  
**Minor Route:** Wallace Drive  
**Date:** Wednesday, October 18, 2017  
**Filename:** West Saanich@Wallace-Oct18-2017.xls

**Station #:** TIN001526  
**Intersection Type:** 3-leg west approach  
**East/West Route:** Wallace Drive  
**Weather:** Rain and wet

**Comments:**

### Bicycle Data

Time Period Starting	West Saanich Rd			West Saanich Rd			Wallace Dr			From East			15 Min Total	Hourly Total
	From North			From South			From West			From East				
	Left	Thru	Right	Left	Thru	Right	Left	Thru	Right	Left	Thru	Right		
7:30		0	0	0	0		0		0				0 *	-
7:45		1	0	0	0		0		0				1 *	-
8:00		0	0	0	2		0		0				2 +	-
8:15		1	0	0	0		0		0				1 *	4
8:30		0	0	0	0		0		0				0	4
8:45		0	0	0	0		0		0				0	3
9:00		0	0	0	0		0		0				0	1
9:15		0	0	0	0		0		0				0	0
<b>Total</b>	<b>0</b>	<b>2</b>	<b>0</b>	<b>0</b>	<b>2</b>	<b>0</b>	<b>0</b>	<b>0</b>	<b>0</b>	<b>0</b>	<b>0</b>	<b>0</b>	<b>4</b>	<b>-</b>
<b>Pk Hr</b>	<b>0</b>	<b>2</b>	<b>0</b>	<b>0</b>	<b>2</b>	<b>0</b>	<b>0</b>	<b>0</b>	<b>0</b>	<b>0</b>	<b>0</b>	<b>0</b>	<b>4 *</b>	<b>-</b>
<b>15x4</b>	<b>0</b>	<b>4</b>	<b>0</b>	<b>0</b>	<b>8</b>	<b>0</b>	<b>0</b>	<b>0</b>	<b>0</b>	<b>0</b>	<b>0</b>	<b>0</b>	<b>8 +</b>	<b>-</b>

15:30		0	0	0	0		0		0				0	-
15:45		0	0	0	0		0		1				1 *	-
16:00		0	0	0	0		0		0				0 *	-
16:15		1	0	0	1		0		0				2 +	3
16:30		0	0	1	0		0		0				1 *	4
16:45		0	0	0	1		0		0				1	4
17:00		0	0	0	0		0		0				0	4
17:15		0	0	0	0		0		0				0	2
<b>Total</b>	<b>0</b>	<b>1</b>	<b>0</b>	<b>1</b>	<b>2</b>	<b>0</b>	<b>0</b>	<b>0</b>	<b>1</b>	<b>0</b>	<b>0</b>	<b>0</b>	<b>5</b>	<b>-</b>
<b>Pk Hr</b>	<b>0</b>	<b>1</b>	<b>0</b>	<b>1</b>	<b>1</b>	<b>0</b>	<b>0</b>	<b>0</b>	<b>1</b>	<b>0</b>	<b>0</b>	<b>0</b>	<b>4 *</b>	<b>-</b>
<b>15x4</b>	<b>0</b>	<b>4</b>	<b>0</b>	<b>4</b>	<b>4</b>	<b>0</b>	<b>0</b>	<b>0</b>	<b>4</b>	<b>0</b>	<b>0</b>	<b>0</b>	<b>8 +</b>	<b>-</b>

4 Hr	0	3	0	1	4	0	0	0	1	0	0	0	9	18
------	---	---	---	---	---	---	---	---	---	---	---	---	---	----

### PEAK HOUR SUMMARY

